

Locking Systems

Push-Out Hardware

We have designed two types of Lock Bar Systems – one for standard push-out windows and the other specifically designed for French style double casement window applications. The standard lock bar system is available in either steel or stainless steel and allows up to four locking points on sash heights up to 7' high. The locking systems provide a range of handle activation heights which permits the manufacturer to place the handle wherever they would like, including centered low on the window sash to help comply with ADA restricted applications.



All French lock bars incorporate shoot bolts for added security. With a standard backset of 22mm, this lock bar is a single integrated unit which allows for quick installation by the window manufacturer. The French locking system is even more flexible since the lock drive box is separate from the driven lock bars. This allows the upper and lower lock bars to be selected from a wide range of lengths and then cut to specific size for applications. The French locking system is available in steel with a coastal plating package as an option



PRODUCT HIGHLIGHTS

- Available in stainless steel as a standard
- Available in two sizes (10" and 14")
- With egress or washability options to choose from
- Same snap-stud design as standard 2 bar hinges and optional hinge stops are available for larger window applications

Locking Systems

Push-Out Hardware


AVAILABLE COLORS




Black



Faux
Bronze



Bright
Brass



Bright
Chrome




Brushed
Chrome



Satin
Chrome



Satin
Nickel



Satin
Nickel PVD




Oil Rubbed
Bronze



Oil Rubbed
Bronze 51



White



32 White